

OHM WALL

NEWS 2024



IFÖ ELECTRIC

“Our vision was to design a lighting collection that can stand the test of time and adapt to all types of styles, beyond trends. A silent but clear whispering design that is functional, modular and responsive. We have been longing for the new Ohm Wall and the light qualities that comes with the verticality, and we are happy to see the combination of the long-lasting porcelain, illuminated glass and sand-casted aluminum complement and contrast each other.”

– Kauppi & Kauppi, Designers



The Ohm Collection

The Ohm collection by Ifö Electric was launched in 2019, designed by Kauppi & Kauppi. A grand porcelain lights collection aimed for all kinds of situations and installations - indoors as well as outdoors. Inspired by old porcelain insulators and connection boxes, celebrating the company's century long legacy as Scandinavia's only press porcelain producer remaining today.

The luminaire collection has become a beloved favorite amongst international architects, due to its durability, functionality and enduring design. Whenever there is a need for timeless, splash safe light fixtures with exceptionally long life cycle, Ohm has proven to be a reliable choice. Neither wind, water, nor strong sunlight will change the glazed porcelain surface.

The collection includes splash safe light fittings for walls, ceilings, facades and even a special heat proof range for sauna interiors - making Ohm a great tool for connecting all kinds of spaces through porcelain luminaires. The designer duo Kauppi & Kauppi also introduced two new assortment categories within the collection - the first table lamp, as well as the first splash safe pendant by Ifö Electric.

Porcelain fixtures are renowned for their exceptional durability, making them ideal for reuse. Since the 1960s, Ifö Electric luminaires have been designed with modularity in mind, allowing all technical components to be disassembled, cleaned, repaired, or upgraded. This adaptability ensures that the fixtures can keep up with the evolving lighting technology and remain relevant over time.



Introducing Ohm Wall 2024

Ifö Electric has a great tradition of manufacturing splash safe porcelain luminaires and sconces, to be installed directly on to facades, walls or ceilings. Ohm Wall with its emphasized vertical expression mounted on arm, adds a new motif and lighting archetype to the company range. The luminaire is elegantly drop-mounted to an extended metal arm, highlighting the porcelain, and bringing out the very best of the high gloss glazed durable material. The new metal component is sand casted in recycled aluminum, casted in Sweden.

The new Ohm Wall luminaire, with its vertical design and wide range of opal and clear glass shades, offers a great versatility for various settings. The fixture is mounted offset from the wall, utilizing the backdrop material as a reflector. The result is a pleasant and softly graded light that accentuates the surrounding interior or exterior. Designed to be splash safe and flexible in use and expression, Ohm Wall will easily adapt to placements on outdoor facades as well as indoor spaces – including kitchens, bathrooms and bedrooms.

All new and previous Ohm luminaires are designed with modularity and adaptability in mind, sharing porcelain bases and a glass shade program across the entire family, binding together the collection and the different areas of use. The porcelain bases come in two sizes, high gloss glazed in black or white. The white opal glass shade comes in two heights. One for a short dense appearance, and a long shade for a more stretched silhouette. The clear glass option gives a warm and airy ambience, revealing the high gloss glazed luminaire construction.











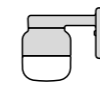




Ifö Electric - Ohm Collection 2024

Design Kauppi & Kauppi

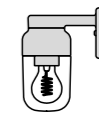
OHM WALL 100/150
Opal glass | Wall
G9 | IP44



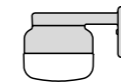
OHM WALL 100/210
Opal glass | Wall
E27 | IP44




OHM WALL 100/210
Clear glass | Wall
E27 | IP44



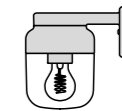
OHM WALL 140/150
Opal glass | Wall
GX53 | IP44



OHM WALL 140/205
Opal glass | Wall
E27 | IP44



OHM WALL 140/205
Clear glass | Wall
E27 | IP44



OHM 100/110
Matt opal | Wall · Ceiling
LED · G9 | IP44 · Sauna (Wall)



OHM 100/170
Matt opal | Wall · Ceiling
LED · E27 | IP44 · Sauna



OHM 100/170
Clear glass | Wall · Ceiling
LED · E27 | IP44 · Sauna



OHM 140/115
Matt opal | Wall · Ceiling
LED · GX53 | IP44



OHM 140/170
Matt opal | Wall · Ceiling
LED · E27 | IP44



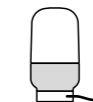
OHM 140/170
Clear glass | Wall · Ceiling
LED · E27 | IP44




OHM TABLE 100/130
Matt opal | Table
G9 | IP20



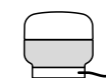
OHM TABLE 100/190
Matt opal | Table
E27 | IP20



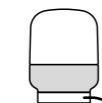
OHM TABLE 100/190
Clear glass | Table
E27 | IP20



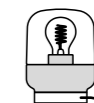
OHM TABLE 140/135
Matt opal | Table
GX53 | IP20



OHM TABLE 140/190
Matt opal | Table
E27 | IP20



OHM TABLE 140/190
Clear glass | Table
E27 | IP20



OHM PENDANT 100/155
Matt opal | Ceiling
LED (indoor only) · G9 | IP44
Indoor · Outdoor



OHM PENDANT 100/215
Matt opal | Ceiling
LED (indoor only) · E27 | IP44
Indoor · Outdoor



OHM PENDANT 100/215
Clear glass | Ceiling
LED (indoor only) · E27 | IP44
Indoor · Outdoor



Since the 1960s Ifö Electric has been renowned for the unique production of porcelain light fittings in the South of Sweden. Durable luminaires that have become timeless Scandinavian classics, found in many homes and public spaces.



IFÖ ELECTRIC

ifoelectric.com